

SKU1: G1C100B2B00022A

SKU2: C10000B2B00022A

SKU3: G1L3F019D03313

**Diesel Pump Parts**

# PLUNGER

**CP1 CP2 CP4 CB18** Series


CP4



CP4



CP1



CP2.2



CB18





**F019D03313 Diesel Pump Plunger CPN2S2 Series Technical File****Content**

1. F019D03313 Diesel Pump Plunger Introduction.....	2
1.1. F019D03313 Diesel Pump Plunger Basic Information.....	2
1.2. F019D03313 Diesel Pump Plunger Common Part Number.....	2
1.3. F019D03313 Diesel Pump Plunger Parameter .....	3
1.4. F019D03313 Diesel Pump Plunger Specifications And Dimensions.....	3
1.5. F019D03313 Diesel Pump Plunger Quality Control.....	3
1.6. F019D03313 Diesel Pump Plunger Customized Service.....	3
1.7. F019D03313 Diesel Pump Plunger Packing List and Package Size.....	4
1.8. F019D03313 Diesel Pump Plunger Testing Standard and Certificate.....	5
1.9. F019D03313 Diesel Pump Plunger Warranty Instructions .....	6
2. F019D03313 Diesel Pump Plunger Technical Support .....	7
2.1. F019D03313 Diesel Pump Plunger Part Number Location.....	7
2.2. F019D03313 Diesel Pump Plunger Installation Precautions .....	7
2.3. F019D03313 Diesel Pump Plunger Not Working Normally.....	8
2.4. F019D03313 Diesel Pump Plunger Causes of Being Damaged.....	8
2.5. F019D03313 Diesel Pump Plunger Storage Standard .....	9
2.6. F019D03313 Diesel Pump Plunger Technical Support Obtaining Methods.....	10
3. F019D03313 Diesel Pump Plunger Purchase and Delivery .....	10
3.1. F019D03313 Diesel Pump Plunger Purchase Payment Term.....	10
3.2. F019D03313 Diesel Pump Plunger Main Sales Markets.....	10
3.3. F019D03313 Diesel Pump Plunger Declaration Requirements .....	10
3.4. F019D03313 Diesel Pump Plunger Shipping Ways.....	10
3.5. F019D03313 Diesel Pump Plunger Lead Time .....	10
3.6. F019D03313 Diesel Pump Plunger Logistics Time for Destination Out of China's Areas .....	10
3.7. F019D03313 Diesel Pump Plunger Packing.....	11
4. Company Information.....	12
4.1. Company Introduction.....	12
4.2. Contact Information .....	12
5. Copyright Statement.....	13

**F019D03313 Diesel Pump Plunger CPN2S2 Series Technical File****1. F019D03313 Diesel Pump Plunger Introduction****1.1. F019D03313 Diesel Pump Plunger Basic Information**

Title	F019D03313 CPN2S2 Series Diesel Pump Plunger	Quality
SKU1	G1C100B2B00022A	China Made New
SKU2	C10000B2B00022A	China Made New
SKU3	G1L3F019D03313	China Made New

**1.2. F019D03313 Diesel Pump Plunger Common Part Number****(1) Diesel Pump Plunger Exchange Information**

Diesel Pump Plunger Part Number	OE Number
F019D03313	F019D03317

**(2) Diesel Pump Plunger Application Information**

Oil Pump Part Number	Vehicle Brand	Engine Model	Cylinder	Voltage
0445020102	FAW	/	/	/
0445020116	WEICHAI POWER	/	/	/
0445020144	FAW	/	/	/
0445020163	WEICHAI POWER	/	/	/
0445020164	WEICHAI POWER	/	/	/
0445020165	WEICHAI POWER	/	/	/
0445020174	YUCHAI MACHINERY	/	/	/
0445020177	FAW	/	/	/
0445020184	YUCHAI MACHINERY	/	/	/
0445020239	/	/	/	/
0445020240	WEICHAI POWER	/	/	/
0445020244	/	/	/	/
0445020245	WEICHAI POWER	/	/	/
0445020246	/	/	/	/
0445020247	WEICHAI POWER	/	/	/

**(3) Diesel Pump Plunger Common Writing**

F019D03313, F019D03317

### 1.3. F019D03313 Diesel Pump Plunger Parameter

Adaptation System: **Common Rail System**

Diesel Pump Plunger Series: **CPN2S2 Series**

Diesel Pump Plunger Type: **High Pressure Common Rail Diesel Pump Plunger**

### 1.4. F019D03313 Diesel Pump Plunger Specifications And Dimensions

Diesel Pump Plunger Size: **14cm\* 6cm \*3cm**

Diesel Pump Plunger Net Weight: **760g**

Diesel Pump Plunger Gross Weight: **500g**

Diesel Pump Plunger Quality: **China Made New**

Diesel Pump Plunger Package Size: **17cm\* 7.5cm \*7cm**

Diesel Pump Plunger MOQ: **1 Pieces**

### 1.5. F019D03313 Diesel Pump Plunger Quality Control

#### (1) Diesel Pump Plunger Testing

All diesel pump plungers are tested for electrical characteristics, accuracy, high temperature, low temperature, withstand voltage, leakage, durability, and various working conditions.

#### (2) Diesel Pump Plunger Assembling




For the quality control of the diesel pump plunger production and installation process, our company strictly follows the standard product installation data and product installation steps to install.

#### (3) Diesel Pump Plunger Inspection

The factory inspection of the diesel pump plunger is undergone full inspection, random inspection, and batch inspection three inspections. Different brands of test benches are used to test the same diesel pump plunger for more than three times for factory inspection, and the diesel pump plunger installation testing environment are progressed in dust-free workshop.

### 1.6. F019D03313 Diesel Pump Plunger Customized Service

(1) **Diesel Pump Plunger Customized Service Coverage:** Meet the customized needs of OEM manufacturers for shell lettering, logo engraving, diesel pump plunger internal packaging, diesel pump plunger external packaging and labels customized, etc.

		
Diesel Pump Plunger Housing Label	White Neutral Packaging Box	White Label

#### (2) Diesel Pump Plunger Customized Service Requirements:

The quantity of customized diesel pump plungers shall not be less than **10 pieces**.

The quantity of customized diesel pump plunger packages shall not be less than **1000 pieces**.





Customized products involve the need of specify logo, the OEM manufacturer needs to provide trademark authorization and the sample of logo image file.

⚠ **Once the customized diesel pump plunger is sold, it cannot be returned or exchanged if there are no**

quality problems.

### 1.7. F019D03313 Diesel Pump Plunger Packing List and Package Size

#### (1) Diesel Pump Plunger Spare Parts List

No.	1	2	3
<b>Image</b>			
<b>Name</b>	Diesel Pump Plunger	Bubble Bag	White Anti-rust Bag
<b>Description</b>	Diesel pump plunger part number: <b>F019D03313</b>	Prevent the diesel pump plunger from being damaged by external forces	Prevent diesel pump plunger from rusting
No.	4	5	6
<b>Image</b>			/
<b>Name</b>	Desiccant	Diesel Pump Plunger Packing Box	/
<b>Description</b>	Prevent diesel pump plunger from rusting; absorb moisture	Place the diesel pump plunger and diesel pump plunger accessories	/

⚠ Minors are prohibited from using the diesel pump plunger assembly, O-rings, diesel pump plunger housing covers, oil return covers, VCI anti-rust bags, and bubble bags to avoid personal injury.

⚠ The diesel pump plunger housing cover and oil return cover are recyclable accessories and can be recycled.

⚠ VCI anti-rust bags and bubble bags are non-degradable materials. Please dispose of them properly after use.

⚠ The diesel pump plunger and the installation parts guide tube should be treated with appropriate



sealing oil during installation.

**(2) Diesel Pump Plunger Box Size**

Pic No. 1

No.	Name	Diesel Pump Plunger Packing Size (cm)
1	Diesel Pump Plunger Box	17*11*7

**1.8. F019D03313 Diesel Pump Plunger Testing Standard and Certificate**

Shumatt can provide the factory quality inspection test report of each diesel pump plunger to ensure that each diesel pump plunger delivered meets the engine performance indicators.

BOTEN		测试报告		4.05.2019 10:42:09																																	
承租企业: _____ 电话: _____ 地址: _____ 传真: _____ 联系人: _____ 客户地址: _____ 电话: _____ 检测单位: _____ 传真: _____ 客户姓名: _____ 检测描述: _____ 检测名称: _____ 型号-零件号: _____ 检测时间: _____																																					
<b>检测结果</b>																																					
检测编号: C05000-0511 <table border="1"> <thead> <tr> <th>检测项目</th> <th>检测结果</th> <th>标准值</th> <th>判定</th> </tr> </thead> <tbody> <tr> <td>LEAK TEST:</td> <td>0.0</td> <td>0.5</td> <td>合格</td> </tr> <tr> <td>Exhaust:</td> <td>0.0</td> <td>0.5</td> <td>合格</td> </tr> <tr> <td>WAFER:</td> <td>0.0</td> <td>0.5</td> <td>合格</td> </tr> <tr> <td>Max:</td> <td>20.0</td> <td>20.0</td> <td>合格</td> </tr> <tr> <td>TL:</td> <td>0.0</td> <td>0.5</td> <td>合格</td> </tr> <tr> <td>EL:</td> <td>0.0</td> <td>0.5</td> <td>合格</td> </tr> <tr> <td>ME:</td> <td>0.0</td> <td>0.5</td> <td>合格</td> </tr> </tbody> </table>						检测项目	检测结果	标准值	判定	LEAK TEST:	0.0	0.5	合格	Exhaust:	0.0	0.5	合格	WAFER:	0.0	0.5	合格	Max:	20.0	20.0	合格	TL:	0.0	0.5	合格	EL:	0.0	0.5	合格	ME:	0.0	0.5	合格
检测项目	检测结果	标准值	判定																																		
LEAK TEST:	0.0	0.5	合格																																		
Exhaust:	0.0	0.5	合格																																		
WAFER:	0.0	0.5	合格																																		
Max:	20.0	20.0	合格																																		
TL:	0.0	0.5	合格																																		
EL:	0.0	0.5	合格																																		
ME:	0.0	0.5	合格																																		
<input type="checkbox"/> 维修 <input type="checkbox"/> 检测																																					

Pic No. 2

### 1.9. F019D03313 Diesel Pump Plunger Warranty Instructions

#### (1) Product Warranty Conditions and Instructions

It is necessary to provide pictures, videos, or test reports detected by the diesel pump plunger inspection equipment when the diesel pump plunger is abnormal during use as evidence to feed back to the salesman.

Abnormal conditions are properly explained such as: 1.Smoke, 2. Engine shake, 3. Difficulty starting the engine, 4. Engine noise, 5. oil leakage etc.

#### (2) Diesel Pump Plunger Warranty Coverage

Within 15 days after customer receives the F019D03313 diesel pump plunger, if there is a performance failure and the product has no appearance damage, customer can choose to replace it or repair it;

If the F019D03313 diesel pump plunger has performance problems during the warranty period (6-12 months), and it is confirmed that it is product's problems after testing, you can contact our salesmen to replace the same model or a reworked product with the same performance for free;

If the diesel pump plunger house has obvious scratches, it can only be repaired and it will be returned as it is if the product is confirmed to be fault-free.

**⚠ Tips:** For products not covered by warranty, our company can provide paid maintenance services. For products after paid repaired, the same performance problem will have a free warranty period within 3 months from the date of repairing.

#### (3) Diesel Pump Plunger Out of Warranty Coverage

- ① The warranty period has expired.
- ② Diesel pump plunger failure caused by high temperature, high pressure, humidity, rain and snow, saline-alkali land, earthquake, and used in abnormal environment.

- ③ Customer disassembles or repairs the diesel pump plunger personally resulting in damage to the diesel pump plunger.
- ④ Diesel pump plunger damage caused by man-made reasons (throwing, strong magnetic field magnetization, set fire).
- ⑤ Diesel pump plunger failure or diesel pump plunger damage caused by non-diesel pump plunger design, technology, manufacturing, quality, and other issues.
- ⑥ Diesel pump plunger failure due to system pressure exceeding system approved pressure.
- ⑦ Diesel pump plunger failure caused by system voltage exceeding approved voltage.
- ⑧ Diesel pump plunger failure caused by impurities (water, lead, aluminum powder, iron powder, sulfide) in the system fuel exceeding the standard requirements.
- ⑨ Diesel pump plunger failure caused by not installing according to the tightening torque specified in the vehicle engine maintenance manual (the tightening torque is too large or too small).
- ⑩ Diesel pump plunger failure caused by not following the installation angle specified in the vehicle engine maintenance manual.
- 11 Diesel pump plunger failure caused by not following the cleaning requirements specified in the vehicle engine maintenance manual.
- 12 Diesel pump plunger failure caused by failure to replace consumable parts as specified in the vehicle engine maintenance manual.
- 13 Diesel pump plunger failure caused by not complying with the intake system fit clearance and exhaust system fit clearance requirements specified in the vehicle engine maintenance manual.
- 14 Failure to replace the consumable parts and the fitting clearance of the oil inlet system pipeline and the diesel pump plunger connection in accordance with the fuel intake system specified in the vehicle engine maintenance manual.

## 2. F019D03313 Diesel Pump Plunger Technical Support

### 2.1. F019D03313 Diesel Pump Plunger Part Number Location

- (1) E.g.: See the diesel pump plunger part number as follows:



Pic No. 3

No.	Name
A	Nameplate, logo, part number

### 2.2. F019D03313 Diesel Pump Plunger Installation Precautions



- (1) The replacement of the diesel pump plunger must strictly follow the electrical system, the approved pressure of the low-pressure fuel intake system, the approved pressure of the high-pressure fuel circuit system, and fuel system replacement consumables requirements (including the low-pressure fuel circuit system filter and the high-pressure fuel circuit) specified in the vehicle engine maintenance manual.
- (2) Replacement of wearing parts of the fuel system, cleaning requirements for the connection between the fuel system and the diesel pump plunger, the fitting clearance of the diesel pump plunger connection, the installation angle and tightening torque of the diesel pump plunger, the fitting clearance of the intake system, and the fitting clearance of the exhaust system to ensure the service life of the engine and the normal operation of the diesel pump plunger.
- (3) When installing the diesel pump plunger on the engine, it is necessary to clean the engine block, cylinder head and other parts connected to the diesel pump plunger, and ensure that there is no dust, carbon deposits, water, rust spots, etc.
- (4) When installing the diesel pump plunger on the engine, please carefully check the components related to the installation of the diesel pump plunger, such as the diesel pump plunger pressure plate, screw, diesel pump plunger rod and other accessories are not deformed, and install it in strict accordance with the operation steps of the engine maintenance manual.
- (5) It is forbidden to operate the bare diesel pump plunger for a long time in an environment with serious dust pollution and corrosion to iron products.
- (6) It is forbidden to operate the bare diesel pump plunger for a long time in a strong magnetic field environment.

### 2.3. F019D03313 Diesel Pump Plunger Not Working Normally

- (1) There is air in the oil circuit of the engine fuel system.
- (2) Vehicle oil pump's oil supply system is not normal.
- (3) Engine common rail system oil leakage or pressure limiting valve damage.
- (4) There is a short circuit, cutting out and poor contact in the wiring harness connected to the diesel pump plunger of the vehicle.
- (5) The long-term placement of the diesel pump plunger causes the anti-rust oil to solidify, and the internal components are stuck or the oil holes are blocked.

**⚠ Before installing, carefully check whether other components in the common rail system except the diesel pump plunger are damaged to prevent the diesel pump plunger from not working properly after being replaced.**

### 2.4. F019D03313 Diesel Pump Plunger Causes of Being Damaged

- (1) Didn't operate properly according to engine maintenance manual during disassembly or installation, resulting in damage to the diesel pump plunger.
- (2) The fuel oil used for the vehicle does not meet the standard cause damage to the diesel pump plunger, such as: the water content in the fuel oil exceeds the standard, iron powder, aluminum powder, sulfide impurities exceed the standard, etc.
- (3) The engine is not regularly maintained according to the engine maintenance manual (please refer to the vehicle maintenance manual for the maintenance mileage). For example, failure to replace the lubricating oil of the engine system for a long time will cause abnormal wear of the engine, excessive exhaust gas volume or a large amount of carbon deposits inside the engine. The filter is not replaced during maintenance or the replaced filter cannot reach the original filter standard. all above reasons

can cause damage to the diesel pump plunger.

- (4) The abrasion of the diesel pump plunger produces iron powder and aluminum powder enter the diesel pump plunger and cause damage to the diesel pump plunger.
- (5) The deformation and abrasion of fuel tank result in iron powder or aluminum powder entering the diesel pump plunger and causing damage to the diesel pump plunger.
- (6) The diesel pump plunger is damaged due to replacement or adjustment of the relevant parts of the diesel pump plunger. For example, the valve clearance does not meet the standard after the engine is repaired, the replacement or modification of the wiring harness connected to the diesel pump plunger fails to meet the original standard.
- (7) The engine is overheated and overloaded for a long-time working result in damage to the diesel pump plunger.
- (8) The diesel pump plunger will be damaged naturally at the end of its working life.
- (9) The diesel pump plunger is magnetized (diesel pump plunger parts' magnetic exceeded) causing the diesel pump plunger to not work properly.

**⚠ Before replacing the diesel pump plunger, please check the engine parts carefully according to the engine maintenance manual to avoid the diesel pump plunger being damaged again after replacement.**

## **2.5. F019D03313 Diesel Pump Plunger Storage Standard**

### **(1) Choose a Suitable Storage Place**

The warehouse and cargo yard where the diesel pump plunger is stored should be kept clean and dry, and away from the factory buildings that generate harmful gases and dust; do not mix with acids, alkali, salt, and other substances; the storage place should have a good drainage system; the cargo yard should be flattened with gravel or furnace ash etc. to enhance the water permeability of the surface layer to keep the reservoir area dry.

### **(2) Strict Requirements of Warehousing**

Strict inspections should be carried out when the diesel pump plungers are put into storage, the surface cleaning work should be done well to remove water traces, oil stains, ashes, and other dirt, remove the rust and do anti-rust treatment in time. Packaged diesel pump plungers must be protected from damage.

### **(3) Keep The Warehouse Dry And Preventing Moisture**

The relative humidity is usually below 70% for the diesel pump plungers placed in the room, and the corrosion of the diesel pump plungers is significantly reduced.

Diesel pump plungers must be stored in the warehouse, and they are forbidden to store in the same warehouse with commodities with high water content.

### **(4) Stack Properly**

After the diesel pump plunger is exposed to rain, the corrosion rate will increase significantly. The purpose of sealing is to isolate the diesel pump plunger from rainwater and humid air, so the warehouse window should be checked in time to avoid rainwater entering the warehouse.

If the diesel pump plunger package is damaged, it should be repaired or replaced; when the package is damp, the packaging material should be dried; if the original anti-corrosion and oil applied at the factory is found to be damaged or dried up, it should be cleaned and re-applied oil in time.

**⚠ It is forbidden to leave the diesel pump plunger exposed in the air for a long time.**

**⚠ It is forbidden to store acids, alkalis, salts, and other substances together with the diesel pump**

plunger.



The unpacked diesel pump plunger must be rust-proof during secondary storage.

## 2.6. F019D03313 Diesel Pump Plunger Technical Support Obtaining Methods

- (1) Diesel Pump Plunger Technical Data: <https://www.dieselpumpplunger.com/download/>
- (2) Diesel Pump Plunger Videos: <https://www.dieselpumpplunger.com/videos/>
- (3) Diesel Pump Plunger Encyclopedia: <https://www.dieselpumpplunger.com/category/news/encyclopedia/>

## 3. F019D03313 Diesel Pump Plunger Purchase and Delivery

### 3.1. F019D03313 Diesel Pump Plunger Purchase Payment Term

Payment Terms: T/T, PayPal, Alipay, WeChat



Please contact our salesmen for specific payment information.

### 3.2. F019D03313 Diesel Pump Plunger Main Sales Markets

Diesel Pump Plunger Main Sales Markets: Asia, Europe, North America, South America, Africa etc.

### 3.3. F019D03313 Diesel Pump Plunger Declaration Requirements

We can assist customers to provide the following documents for import customs clearance: contract, invoice, packing list, bill of lading, insurance policy, certificate of origin, etc.

### 3.4. F019D03313 Diesel Pump Plunger Shipping Ways

**Destination in China Areas:** SF Express, Debon Express, the corresponding logistics company can be provided according to customer requirements in special cases.

**Destinations Out of China's Areas:** DHL, UPS, FedEx, TNT air, ocean or other shipping methods required by customers.

### 3.5. F019D03313 Diesel Pump Plunger Lead Time

**Lead Time:** Send out within 3 – 7 working days after receiving payment (Except for special products and special cases) .

### 3.6. F019D03313 Diesel Pump Plunger Logistics Time for Destination Out of China's Areas

DHL Logistics Time:

Country or Region of Departure	Hong Kong, China	Other Countries or Regions of Asia	Australia and New Zealand	Europe	America	Other Countries
China's Mainland	7 Days	7 Days	8 Days	8 Days	8-12 Days	7-10 Days

UPS Logistics Time: Country or Region of Departure: China's Mainland

Country of Destination	Estimated Arrival Time	Country of Destination	Estimated Arrival Time	Country of Destination	Estimated Arrival Time
Japan	3 Days	UK	5-7Days	Egypt	5-7 Days
Turkey	5-7 Days	Singapore	3 Days	Switzerland	5-7 Days



Bahrain	5-7 Days	Latvia	7-10 Days	New Zealand	7-10 Days
Sri Lanka	5-7 Days	Thailand	3 Days	Austria	5-7 Days
Romania	5-7 Days	Vietnam	3-5 Days	Estonia	5-7 Days
Malaysia	3-5 Days	Israel	5-7 Days	Mexico	7-10 Days
France	5-7 Days	America	5-7 Days	United Arab Emirates	5-7 Days
Italy	5-7 Days	Netherlands	5-7 Days	Bengal	7-10 Days
Lebanon	5-7 Days	Philippine	3-5 Days	Greece	7-10 Days
South Korea	3 Days	Spain	5-7 Days	Myanmar	5-7 Days
Canada	5-7 Days	Germany	5-7 Days	Saudi Arabia	7-10 Days
Portugal	5-7 Days	Australia	5-7 Days	South Africa	7-10 Days
Denmark	5-7 Days	Belgium	5-7 Days	Ukraine	7-10 Days
India	7-10 Days	Qatar	7-10 Days	Poland	5-7 Days
Indonesia	3-5 Days	Morocco	7-10 Days	Pakistan	7-10 Days
Kuwait	7-10 Days	/	/	/	/

⚠ The logistics time is for reference only and is subject to the actual arrival.

### 3.7. F019D03313 Diesel Pump Plunger Packing

**Domestic Express Packaging:** Usually wrapped in waterproof scotch tape, such as picture No. 4.

**International Express Packaging:** Wrapped with waterproof yellow tape After wrapping the black protective film, such as picture No. 5.

**Pallet Shipping:** Use fumigation free and recycling trays that meet export requirements, and use white wrapping protective film to wrap and bind with cable ties for the outside, such as picture No. 6, also, the products can be packaged according to customers' requirements.

⚠ The packing tray is made of plastic and can be recycled.

⚠ Transparent tape, yellow tape, black wrapping protective film, white wrapping protective film are non-degradable materials, please dispose of them properly.

⚠ Minors are prohibited from using transparent tape, yellow tape, black wrapping protective film, and white wrapping protective film to avoid personal injury.

No.	1	2	3
Image			
Name	Domestic Express Packaging	International Express Packaging	Pallet Shipping
Description	Wrapped by transparent tape	Wrapped with yellow tape after wrapping black protective film	Use pallet that meet export requirements, and use white

Pump Plunger		Pump Plunger	wrapping protective film to wrap and bind with cable ties
--------------	--	--------------	---

#### 4. Company Information



- Office Locations
- Global Exhibitions

Pic No. 7

##### 4.1. Company Introduction

**Mob Phone/WeChat:** +86-13410541523

**HK Telephone:** +852-67653519

**Telephone:** +86-755-23215133

**Shenzhen Office:** 11-12, Floor 14, Building 13, Qinchengda Building, Exit A, Honglang North Subway Station, Bao'an District, Shenzhen, China's Mainland

**Shenzhen Office:** Exit C, Qiao Touxu Metro Station, NO. 66 Chongqing Road, Fuhai Avenue, Bao'an District, Shenzhen, China Mainland

**Hong Kong Office:** Jianfa Street Industrial Zone, Tuen Mun, New Territories, Hong Kong, China

**After-sales Service Address:** Please contact our salesmen to obtain and provide the corresponding product maintenance reasons (Reference: [1.9. F019D03313 Diesel Pump Plunger Warranty Instructions](#))

##### 4.2. Contact Information

Name	WeChat/ WhatsApp
Ruby	+86-13410541523

## 5. Copyright Statement

This copyright applies to the technical file “**F019D03313 Diesel Pump Plunger CPN2S2 Series Technical File**”. This technical file is protected by copyright laws and international treaties. No media or individual may use the content of “**F019D03313 Diesel Pump Plunger CPN2S2 Series Technical File**” for commercial purposes. Unauthorized reproduction, distribution, or use of this document, in whole or in part, is strictly prohibited without the express written permission of Shenzhen Shumatt Technology Co., Ltd.

The media or individuals accused of the above-mentioned infringement must cease their behavior immediately and assume full responsibility for the resulting negative consequences. SHAMATT Technology Co., Ltd. reserves the right to pursue its economic and legal responsibilities in accordance with the law regarding property rights and other applicable laws.